

Smt Aruna Asaf Ali Government Post Graduate College Kalka
Department of Commerce
Student Satisfaction Survey (2018-19)
Interpretation of the survey

In respect to the Student Satisfaction Survey being conducted by the College for NAAC for the session 2018-19, Following results are derived:

Majority of students i.e. 80 percent of the students agreed that 85-100% of the syllabus is being covered in the class and 56 % of the students prompted that the teachers come thoroughly prepared for the class.

It is revealed that 72% of the students agree that the teachers effectively communicate with the class, 56% of the students feel that the teachers have excellent approach to teaching and 28% of the students feel that the teachers have a very good approach to teaching.

It is observed that 84% of the students agree that the institute takes active interest in promoting internship, student exchange and field visit opportunities for the students.

With regard to the teaching and mentoring process in the institute, it is inferred that 76% of the students significantly believe that the institute facilitates them in cognitive, social and emotional growth and 56% of the students responded that their mentors do a necessary follow up with an assigned task to them.

It is further noted that 48% of the students agree that the institute provides multiple opportunities to learn and grow and nearly 48% of the students agree that every time their teachers inform them about expected competencies, course outcomes and programme outcomes.

In respect to the question of illustrating the concepts explained by teachers, 88% of the students agree that their teachers explain the topic through examples and applications and 56% of the students pointed that nearly 70-89% of the teachers use ICT tools such as LCD Projector, Multimedia etc while teaching.


A majority of 52% of the students agree that the teachers fully identify their strengths and encourage them with providing right level of challenges and a major chunk of 60% of the students said that every time their teachers are able to identify their weaknesses and help them to overcome them.

52% of the students strongly agree that the institution makes an effort to encourage the students in the monitoring, reviewing and continuous quality improvement of the teaching learning process and 68% of the students moderately believe that the institute/teachers use student centric methods, such as experiential learning, participative learning and problem-solving methodologies for enhancing learning experiences.

A large chunk i.e. 60% of the students strongly agree and 40% of the students agree with the view point that the teachers encourage them to participate in extracurricular activities.

In regard to the efforts made by the institute/teachers to inculcate soft skills, life skills and employability skills, 48% of the students agree to a great extent that the teachers make the students ready for the world of work, an equal percentage i.e. 48% moderately agree with the same and 56% of the students strongly agree that overall quality of teaching-learning process in the institute is very good.

With reference to the suggestions to improve the overall teaching-learning experience in the institute, substantially majority of the students suggested that semester system should be replaced with annual system.


Head 18/11/2020
Department of Commerce

National Assessment and Accreditation Council (NAAC)
 Student satisfaction survey
 key indicator - 2.7.1
 under criterion II of teaching - learning and evaluation

B. Com II year.

QUES. NO.	OPTIONS									
	4	%	3	%	2	%	1	%	0	%
1	20	80	4	16	1	4	0	0	0	0
2	14	56	11	44	0	0	0	0	0	0
3	18	72	6	24	1	4	0	0	0	0
4	14	56	7	28	3	12	1	4	0	0
5	9	36	13	52	3	12	0	0	0	0
6	15	60	10	40	0	0	0	0	0	0
7	21	84	1	4	2	8	1	4	0	0
8	4	16	19	76	2	8	0	0	0	0
9	9	36	12	48	2	8	2	8	0	0
10	12	48	8	32	5	20	0	0	0	0
11	9	36	14	56	2	8	0	0	0	0
12	22	88	2	8	1	4	0	0	0	0
13	15	60	7	28	3	12	0	0	0	0
14	15	60	7	28	2	8	1	4	0	0
15	13	52	8	32	4	16	0	0	0	0
16	8	32	17	68	0	0	0	0	0	0
17	15	60	10	40	0	0	0	0	0	0
18	12	48	12	48	1	4	0	0	0	0
19	5	20	14	56	3	12	3	12	0	0
20	14	56	10	40	1	4	0	0	0	0

Principal
 Govt. P.G. College
 KA (HR)

Smt Aruna Asaf Ali Government Post Graduate College, Kalka
Department of Computer Science & Application
Student Satisfaction Survey (2018-19)
Interpretation of Survey

In respect to the student satisfaction survey conducted by the College for NAAC for the session 2018-19, followings views of the students are derived:

More than 69% students agreed that 55-84% of the syllabus is being covered in the class and 96% of the students were of the view that teacher come thoroughly/satisfactorily prepared in the class.

96% of the students agree that the teachers effectively communicate with the class and 100% students intimate that teacher approach to teaching is good/very good/excellent.

All student agreed that internal evaluation process of teacher is fair and more than 75% students agree that their assignment performance was discussed by teacher with them.

With regard to internship, student exchange, field visit opportunities, 64% accept that these opportunities are being provide to them by Institute.

With regard to the teaching and mentoring process in the institute, it is derived that 90% of the students believe that the institute facilitates them in cognitive soul and emotional growth.

It is also noted that 92% of the students agree that the institute provides multiple opportunities to learn and grow and also agree that every time their teachers inform them about expected competencies, course outcomes and programme outcomes

In respect to the question of illustrating the concepts explained by teachers, all students agree that their teachers explain the concepts through examples and applications and 84% of the students agree that the teacher hilly identify their strengths and Encourage them with providing right level of challenges and their teachers able to identify their weakness and help them to overcome them.

68% all the students agree that the institution makes an effort to encourage the students in the monitoring reviewing and continuous quality improvement of the teaching learning process and 96% of the students believe that the institute/teachers


13	9	88	3	36
14	19	36	12	12
15	6	76	3	48
16	10	24	11	12
17	17	40		44

use student centric method such as experiential learning participative learning and problem-solving methodologies to enhancing learning experiences.

All students agree with the view point that the teachers encourage them to participate in extracurricular activities.

In regard to the efforts made by the Institute inculcate soft skills, life skill and employability skills, 96% of the students agree that the teachers make the students ready for the world of work and 72% agree that their teachers use ICT tools such as LCD projector, Multimedia etc. in teaching.

All the students agree that overall quality of teaching-learning process in the institute is very good.



(Head)

Department of Computer Science & Application

National Assessment and Accreditation Council (NAAC)

Student Satisfaction Survey

Key Indicator-2.7.1

Under Criterion II of Teaching-Learning and Evaluation

Science faculty

Que. No.	OPTIONS									
	4	%	3	%	2	%	1	%	0	%
1	2	4	8	32	9	36	6	24	—	—
2	13	52	11	44	1	4	—	—	—	—
3	19	76	5	20	1	4	—	—	—	—
4	11	44	7	28	7	28	—	—	—	—
5	19	76	6	24	—	—	—	—	—	—
6	13	52	6	24	3	12	—	—	3	12
7	12	48	4	16	8	32	1	4	—	—
8	12	48	11	44	2	8	—	—	—	—
9	10	40	13	52	—	—	2	8	—	—
10	11	44	11	44	1	4	2	8	—	—
11	11	44	9	36	4	16	1	4	—	—
12	22	88	3	12	—	—	—	—	—	—
13	9	36	12	48	1	4	1	4	2	8
14	19	76	3	12	3	12	—	—	—	—
15	6	24	11	44	8	32	—	—	—	—
16	10	40	14	56	1	4	—	—	—	—
17	17	68	8	32	—	—	—	—	—	—
18	11	44	13	52	—	—	1	4	—	—
19	7	28	11	44	1	4	6	24	—	—
20	10	40	15	60	—	—	—	—	—	—

Smt Aruna Asaf Ali Government Post Graduate College, Kalka

Department of Arts Faculty

Student satisfaction Survey (2018-19)

Interpretation of Survey

In respect to the student satisfaction survey conducted by the college for NAAC for the session 2018-19, followings views of the students are derived:

92% students agreed that 70-100% of the syllabus is being covered in the class and 98% of the students were of the view that teacher come thoroughly satisfactorily prepared in the class.

92% of the students agree that the teachers effectively communicate with the class and 98% and students intimate that teacher approach to teaching is very good/ excellent.

All students agreed that internal evaluation process of teacher is fair and 92% students agree that their assignment performance was discussed by teacher with them.

With regard to internship, student exchange, field visit opportunities, 72% accept that these opportunities are being provided to them by Institute.

With regard to the teaching and mentoring process in the institute, it is derived that 78% of the students believe that the institute facilitates them in cognitive soul and emotional growth.

It is also noted that 80% of the students agree that the institute provides multiple opportunities to learn and grow and 76% also agree that their teachers inform them about expected competencies, course, outcomes and programme outcomes.

78% of the students agree that mentor follow up with an assigned task with them.

In respect to the question of illustrating the concepts explained by teachers, 98% students agree that their teachers explain the concepts through examples and applications and 90% of the students agree that the teacher identify their strengths and 76% of the students agree that teacher are able to identify their weakness help to overcome them.


76% all the students agree that the institution makes an effort to encourage the students in the monitoring reviewing and continuous quality improvement of the teaching learning process and 74% of the students believe that the institute /teachers use student centric method such as experiential learning participative learning and problem-solving methodologies to enhancing learning experiences.

74% students agree with the view point that the teacher encourages them to participate in extracurricular activities.

In regard to the efforts made by the Institute inculcate soft skills, life skill and employability skills 66% of the students agree that the teachers make the students ready for the world of work and 56% agree that their teachers use ICT tools such as LCD projector, Multimedia etc. In teaching.

74% the students agree that overall quality of teaching-learning process in the institute is very good.

Dean



Department of Arts Faculty

Arts Faculty

National Assessment and Accreditation Council (NAAC)
 Student Satisfaction Survey
 Key Indicator- 2.7.1

Under criterion II of Teaching - Learning and Evaluation

Q. No.	Options									
	4	%	3	%	2	%	1	%	0	%
1	27	54%	19	38%	3	6%	0	0%	0	0%
2	34	68%	15	30%	0	0%	0	0%	0	0%
3	41	82%	5	10%	1	2%	2	4%	0	0%
4	26	52%	23	46%	0	0%	0	0%	0	0%
5	43	86%	7	14%	0	0%	0	0%	0	0%
6	22	44%	24	48%	2	4%	1	2%	0	0%
7	13	26%	17	34%	19	38%	0	0%	0	0%
8	12	24%	27	54%	10	20%	0	0%	0	0%
9	16	32%	24	48%	8	16%	0	0%	0	0%
10	23	46%	15	30%	9	18%	0	0%	0	0%
11	26	52%	13	26%	6	12%	6	12%	2	4%
12	26	52%	23	46%	0	0%	0	0%	0	0%
13	17	34%	28	56%	3	6%	0	0%	2	4%
14	22	44%	16	32%	9	18%	0	0%	0	0%
15	17	34%	21	42%	10	20%	0	0%	0	0%
16	17	34%	20	40%	9	18%	2	4%	0	0%
17	25	50%	12	24%	11	22%	0	0%	0	0%
18	23	46%	10	20%	12	24%	1	2%	0	0%
19	11	22%	17	34%	6	12%	5	10%	10	20%
20	15	30%	22	44%	12	24%	0	0%	0	0%